




## Empfohlene Pressmaße - ACHTUNG: Nippelinfeld kontrollieren

Schlauchdurchmesser / hose diameter

<b>DN</b>	05	06	08	10	12	16	19	25	31	38	51
<b>Inch</b>	3/16"	1/4"	5/16"	3/8"	1/2"	5/8"	3/4"	1"	1.1/4"	1.1/2"	2"

Art.-nr.		B7R05		B7R06	B7R08		B7R12	B1T16				Schlauch	
PM		13,8		17,6	22,0		28,7	37,0				1 TE EN854	
								PTFE-GW25					
								35,2					

Art.-nr.		B7R04	B7R05	B7R06	B7R08	B12T10N	B12T12N	B12T16N	B1T20			Schlauch	
PM		14,9	17,0	19,0	23,0	26,8	31,2	38,7	47,7			2 TE EN854	
			B7T05		B12T08N		B1SC12	B1T16					
			18,2		24,4		29,9	47,7					
					B1SC08								
					23,3								

Art.-nr.	B1T03	B1T04	B12T05N	B2T06	B12T08N	B12T10N	B1T12	B1T16	B1T20	B1T24	B1R32	Schlauch	
PM	15,6	17,3	19,6	21,1	24,1	28,3	32,3	38,6	47,1	54,1	66,5	3 TE EN854	